

# Procedure of “IEEE PDF eXpress PLUS”

**AM-FPD'16**

# 1.Create the account

IEEE PDF eXpress Plus Login Page

If you are having trouble using the Conference ID from your author kit please make sure you add an "xp" at the end and try it again. For example - ICESUS should be icdeU8xp.

[New Users - Click here](#)

Conference ID:

Email Address:

Password:

[Forgot your password?](#)

Login リセット

IEEE Home | Sitemap | Search | Privacy & Security | Terms & Conditions

© Copyright 2011, IEEE. Terms & Conditions. Privacy & Security. (Site Webmaster)  
Home URL: <http://www.pdf-express.org/plus/>  
(Modified:25-May-2010)

Click here to create "IEEE PDF eXpress PLUS" account.

# 1. Create the account ; Conference ID: 38097xp

IEEE PDF eXpress Plus Account Setup

Please enter the IEEE PDF eXpress Plus Conference ID provided by your Conference Publication Chair, your email address, and choose a password for your account. Valid characters for password creation include: A-Z a-z 0-9 - \_

Conference ID:

Email Address:

Confirm Email Address:

Choose a Password:

IEEE Home | Sitemap | Search | Privacy & Security | Terms & Conditions

If you would like to contact the IEEE PDF eXpress Plus Webmaster, email IEEE PDF eXpress Plus Webmaster  
© Copyright 2011, IEEE. Terms & Conditions. Privacy & Security.  
(Site Webmaster)  
Home URL: <http://www.pdf-express.org/plus/>  
(Modified 25-May-2010)

Type "38097xp"

# 1.Create the account

IEEE PDF eXpress Plus - Windows Internet Explorer

http://www.pdf-express.org/plus/login.asp

ファイル(F) 編集(E) 表示(V) お気に入り(A) ツール(T) ヘルプ(H)

お気に入り IEEE PDF eXpress Plus

**IEEE** The world's leading professional association for the advancement of technology

Shop | Join | myIEEE | Contact Us | Sitemap | IEEE Xplore

About Us | Membership | Publications | Conferences | Standards | Careers | Education | Volunteers | Societies | Geographic Activities

**IEEE PDF eXpress PLUS**

Using IEEE PDF eXpress Plus  
Contact Us  
Login Assistance  
Login

### Create Account

#### Account Information

\*Conference ID: amfpd12wtxp

\*Email Address:

\*First Name:

Middle Name:

\*Last Name:

Valid Name characters are A-Z, 0-9, and "()-\_". Spaces are allowed.

Suffix (Jr/Sr/III):

Salutation (informal name):

\*Telephone Number:

Fax Number:

Enter area/country code with telephone/fax number (+555-555-2323)

\*Institution (affiliation):

Department:

\*Address:

Address 2:

\*City:

State:

\*Zip Code:

\*Country:

\*Create Password:

\*Confirm Password:

\* indicates a required field

Submit Reset

スタート 受信トレイ - 7003202... IEEE PDF eXpress PL... Microsoft PowerPoint... JP A般 17:26

Type your personal information

## 2. Log into IEEE PDF eXpress PLUS

IEEE PDF eXpress Plus Login Page

If you are having trouble using the Conference ID from your author kit please make sure you add an "xp" at the end and try it again. For example - icde08 should be icde08xp.

[New Users - Click here](#)

Conference ID:

Email Address:

Password:

[Forgot your password?](#)

IEEE Home | Sitemap | Search | Privacy & Security | Terms & Conditions

If you would like to contact the IEEE PDF eXpress Plus Webmaster, email IEEE PDF eXpress Plus Webmaster  
© Copyright 2011, IEEE. Terms & Conditions Privacy & Security  
(Site Webmaster)  
Home URL: <http://www.pdf-express.org/plus/>  
(Modified: 25-May-2010)

Type "38097xp"

## 2. Log into IEEE PDF eXpress PLUS

The screenshot shows the IEEE PDF eXpress PLUS website in a Windows Internet Explorer browser. The page title is "Home - Title Status". The user is logged in, and the page displays a "Welcome" message and a "Logoff" link. A list of instructions is provided, and a table with columns "Paper ID" and "Paper Title" is shown, indicating that no titles have been created. A red box highlights the "Create New Title" button, with a callout box pointing to it that says "Click here".

IEEE PDF eXpress PLUS

Home - Title Status

Welcome [Redacted] [Logoff](#)

- To begin, click on the "Create New Title" button. You can convert 10 source files and check 3 PDF files with one Paper ID.
- You are encouraged to correct all content, spelling, and grammatical errors before using this service.

(Click on the Paper Title to view the PDF)  
(Click on the column heading to change the table sort)

Paper ID	Paper Title
No titles have been created.	

Status\*  
Manual Conversion = File Type Not Automated - conversion will be performed next business day  
Error = Please check your email for additional information  
Upload incomplete = Click on the "Try Again" link to complete the upload of your file

[Create New Title](#)

Click here

### 3. Upload your file

Now you **have to**

**“Upload your source file for conversion to PDF”  
; 3-1. P.7-13,**

or

**“Upload your PDF file for check the compatibility”  
; 3-2. P.14-20,**

on IEEE PDF PLUS eXpress.

Then you get **the certified PDF file.**

## 3-1. Upload your source file for conversion to PDF

IEEE PDF eXpress Plus - Windows Internet Explorer

http://www.pdf-express.org/plus/uploadprep.asp

ファイル(F) 編集(E) 表示(V) お気に入り(A) ツール(T) ヘルプ(H)

お気に入り IEEE PDF eXpress Plus

**IEEE** The world's leading professional association for the advancement of technology

Shop | Join | myIEEE | Contact Us | Sitemap | IEEE Xplore

About Us | Membership | Publications | Conferences | Standards | Careers | Education | Volunteers | Societies | Geographic Activities

### Check or Convert

**IEEE PDF eXpress PLUS**

Logoff  
Home - Title Status  
Using IEEE PDF eXpress Plus  
Preparing Source Files  
The PDF Check Report  
FAQs  
IEEE PDF eXpress Plus Support  
NEW Article Templates  
NEW IEEE Style Manual  
Edit Account Information

**Paper Information**

Enter Title Info:

Submit File for Checking or Converting

[Return to Home - Title Status](#)

IEEE Home | Sitemap | Search | Privacy & Security | Terms & Conditions

If you would like to contact the IEEE PDF eXpress Plus Webmaster, email IEEE PDF eXpress Plus Webmaster  
© Copyright 2011, IEEE. Terms & Conditions. Privacy & Security.  
(Site Webmaster)  
Home URL: <http://www.pdf-express.org/plus>  
(Modified: 25-May-2010)

IEEE

スタート IEEE PDF eXpress PL. Microsoft PowerPoint. 受信トレイ - 7003202... JP 15:22

Type the chosen title

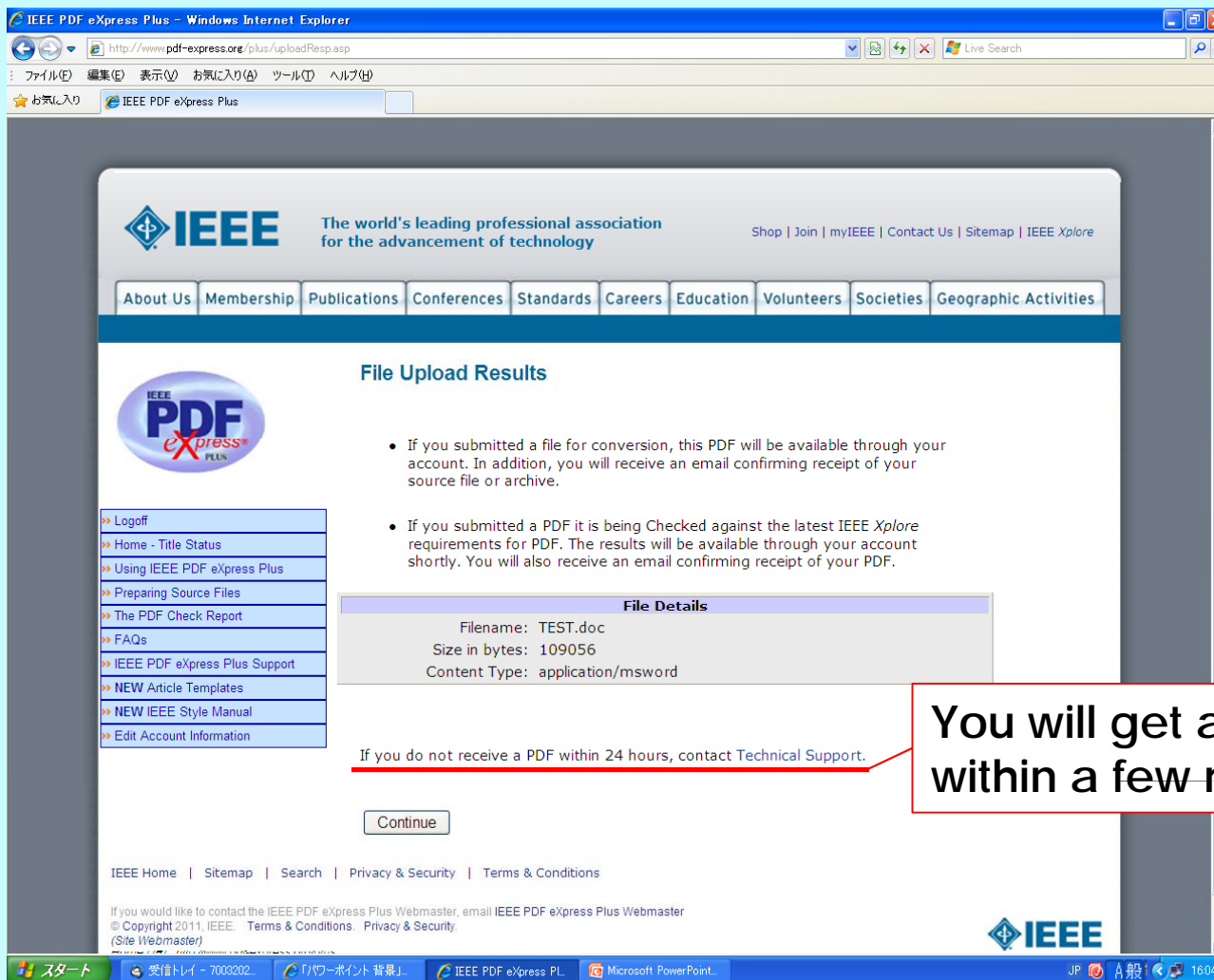
Click here



## 3-1. Upload your source file for conversion to PDF

The screenshot shows the IEEE PDF eXpress Plus website in a Windows Internet Explorer browser. The page title is "IEEE PDF eXpress Plus - Windows Internet Explorer". The address bar shows the URL: <http://www.pdf-express.org/plus/upload.asp?ipID=2162805&AllowSrc=True&AllowPS=True&AllowPDF=True&SubType=Source>. The page features the IEEE logo and the tagline "The world's leading professional association for the advancement of technology". A navigation menu includes links for About Us, Membership, Publications, Conferences, Standards, Careers, Education, Volunteers, Societies, and Geographic Activities. The main content area is titled "Upload File" and contains a "File Information" section with a "File Name:" label, a text input field, a "参照..." button, and an "Upload File" button. A red box highlights the "Upload File" button, and a red arrow points to it from a text box that says "Upload your source file". A red text box also contains the message: "If you do not see the browse button, your browser does not support file uploads. Consult Using IEEE PDF eXpress Plus for recommended web browsers". The footer includes the IEEE logo, copyright information, and contact details for the IEEE PDF eXpress Plus Webmaster.

## 3-1. Upload your source file for conversion to PDF



The screenshot shows the IEEE PDF eXpress Plus website in a Windows Internet Explorer browser. The page title is "IEEE PDF eXpress Plus - Windows Internet Explorer" and the URL is "http://www.pdf-express.org/plus/uploadResp.asp". The website header includes the IEEE logo and the tagline "The world's leading professional association for the advancement of technology". A navigation menu contains links for About Us, Membership, Publications, Conferences, Standards, Careers, Education, Volunteers, Societies, and Geographic Activities. The main content area is titled "File Upload Results" and features the IEEE PDF eXpress Plus logo. A list of links on the left includes Logoff, Home - Title Status, Using IEEE PDF eXpress Plus, Preparing Source Files, The PDF Check Report, FAQs, IEEE PDF eXpress Plus Support, NEW Article Templates, NEW IEEE Style Manual, and Edit Account Information. The "File Upload Results" section contains two bullet points: "If you submitted a file for conversion, this PDF will be available through your account. In addition, you will receive an email confirming receipt of your source file or archive." and "If you submitted a PDF it is being Checked against the latest IEEE Xplore requirements for PDF. The results will be available through your account shortly. You will also receive an email confirming receipt of your PDF." Below this is a "File Details" box showing: Filename: TEST.doc, Size in bytes: 109056, and Content Type: application/msword. A red box highlights the text "If you do not receive a PDF within 24 hours, contact Technical Support." with a callout box that says "You will get a reply within a few minutes." A "Continue" button is located below the text. The footer includes "IEEE Home | Sitemap | Search | Privacy & Security | Terms & Conditions" and contact information for the IEEE PDF eXpress Plus Webmaster. The Windows taskbar at the bottom shows the Start button, several open applications (including Internet Explorer, PowerPoint, and the IEEE PDF eXpress Plus application), and the system tray with the date and time (16:04).

**File Upload Results**

- If you submitted a file for conversion, this PDF will be available through your account. In addition, you will receive an email confirming receipt of your source file or archive.
- If you submitted a PDF it is being Checked against the latest IEEE Xplore requirements for PDF. The results will be available through your account shortly. You will also receive an email confirming receipt of your PDF.

**File Details**

Filename: TEST.doc  
Size in bytes: 109056  
Content Type: application/msword

If you do not receive a PDF within 24 hours, contact [Technical Support](#).

Continue

You will get a reply within a few minutes.

## 3-1. Upload your source file for conversion to PDF

You will get two e-mails: the first one (sample)

**Subject:** IEEE PDF eXpress Plus Author Services: File Received (Paper ID 2162773)  
**From:** IEEE PDF eXpress Plus Author Services <support@incontrolproductions.net>  
**Date:** Wed, 21 Dec 2011 07:02:30 GMT  
**To:**

Dear

PDF eXpress Plus has received your file:

Filename: TEST.doc  
Title: TEST

Paper ID: 2162773  
Received: 20 December 2011 23:02 -0800 GMT

If you submitted a PDF: PDF eXpress Plus will compare your PDF to the latest IEEE Xplore requirements. You will receive another email when your PDF has been checked.

If you submitted source file(s): PDF eXpress Plus will convert your source file(s) to PDF in accordance with the latest IEEE Xplore requirements. Check your PDF eXpress Plus account and click "Refresh File Status" to see the result.

Thank you for using PDF eXpress Plus!

For guidance in creating Xplore-compliant PDFs, visit [our online FAQ](#) .

## 3-1. Upload your source file for conversion to PDF

You will get two e-mails: the second one (sample) - **Compliance Letter**

**Subject:** IEEE PDF eXpress Plus Author Services: New PDF is ready (PaperID 2162773)  
**From:** IEEE PDF eXpress Plus Author Services <support@incontrolproductions.net>  
**Date:** Wed, 21 Dec 2011 07:03:11 GMT  
**To:**

Dear ,

Your new PDF is ready for the following title:

Source Filename: TEST.doc  
Title: TEST  
Paper ID: 2162773  
PDF Filename: 2162773.pdf

Your IEEE Xplore compatible PDF is in your PDF eXpress Plus account. The file is labeled within its document properties as being "Certified by IEEE PDF eXpress", with an exact date and time stamp.

Login to your PDF eXpress Plus account and check the PDF carefully. If you are satisfied with the file and want to submit it to the conference, click on the "Approve for Collection" link. Follow the instructions on the screen to submit your paper.

If you are not satisfied with your PDF, you may go back to your account and submit another source file for conversion, or submit a revised PDF that you produce for Checking. If there is any other issue with your PDF, you may go back to your account and Request a Manual Conversion: your submission will be sent to Technical Support for special handling.

Thank you for using PDF eXpress Plus!

For guidance in creating Xplore-compliant PDFs, visit [our online FAQ](#) .

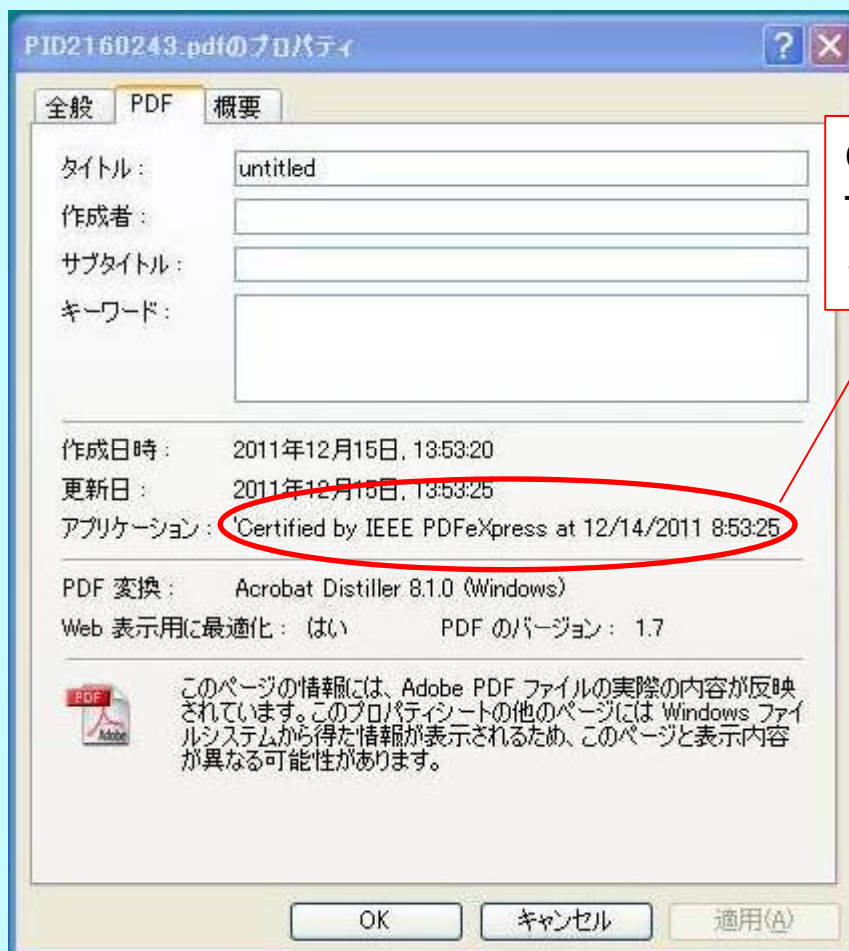
## 3-1. Upload your source file for conversion to PDF

The screenshot shows the IEEE PDF eXpress Plus website interface. The main content area displays a table with the following data:

Paper ID	Paper Title
PDFeXpID216279	<p>Status*: <b>Try Again</b> (circled in red)</p> <p>File(s) Converted--PDF available</p> <p>PDF Checks: 0 of 3</p> <p>Source File Conversions: 1 of 10</p> <p>OPTIONS: <a href="#">Try Again</a> <a href="#">Approve for Collection</a> or <a href="#">Get Help for this Conversion</a></p> <p>Status* Manual Conversion = File Type Not Automated - conversion will be performed next business day Error = Please check your email for additional information Upload incomplete = Click on the "Try Again" link to complete the upload of your file</p>

A red box highlights the text "Your converted PDF file exists here." with an arrow pointing to the "Try Again" button in the table.

## 3-1. Upload your source file for conversion to PDF



Check the property of your file.  
The file has passed with this phrase  
"Certified by IEEE PDF eXpress at ...".

## 3-2. Upload your PDF file for check the compatibility

IEEE PDF eXpress Plus - Windows Internet Explorer

http://www.pdf-express.org/plus/uploadprep.asp

IEEE PDF eXpress Plus

IEEE The world's leading professional association for the advancement of technology

Shop | Join | myIEEE | Contact Us | Sitemap | IEEE Xplore

About Us | Membership | Publications | Conferences | Standards | Careers | Education | Volunteers | Societies | Geographic Activities

Conferences

Check or Convert

IEEE PDF eXpress PLUS

Logoff  
Home - Title Status  
Using IEEE PDF eXpress Plus  
Preparing Source Files  
The PDF Check Report  
FAQs  
IEEE PDF eXpress Plus Support  
NEW Article Templates  
NEW IEEE Style Manual  
Edit Account Information

Paper Information

Enter Title Info:

Submit File for Checking or Converting

Return to Home - Title Status

IEEE Home | Sitemap | Search | Privacy & Security | Terms & Conditions

If you would like to contact the IEEE PDF eXpress Plus Webmaster, email IEEE PDF eXpress Plus Webmaster  
© Copyright 2011, IEEE. Terms & Conditions. Privacy & Security  
(Site Webmaster)  
Home URL: http://www.pdf-express.org/plus  
(Modified: 25-May-2010)

IEEE

スタート | 受信トレイ - 7003202... | パワーポイント 背景... | IEEE PDF eXpress PL... | HowtousePDFeXpres... | JP | A 般 | 16:33

Type the chosen title

Click here

## 3-2. Upload your PDF file for check the compatibility

The screenshot shows the IEEE PDF eXpress Plus website in a Windows Internet Explorer browser. The page title is "IEEE PDF eXpress Plus - Windows Internet Explorer". The address bar shows the URL: <http://www.pdf-express.org/plus/upload.asp?ipID=2162805&AllowSrc=True&AllowPS=True&AllowPDF=True&SubType=Source>. The page features the IEEE logo and navigation menus. The main content area is titled "Upload File" and contains a "File Information" section with a "File Name:" label, an input field, a "参照..." button, and an "Upload File" button. A red box highlights the "Upload File" button, and a red arrow points to it from a text box that says "Upload your PDF file". A red text box also contains the text: "If you do not see the browse button, your browser does not support file uploads. Consult Using IEEE PDF eXpress Plus for recommended web browsers".

IEEE PDF eXpress Plus

The world's leading professional association for the advancement of technology

Shop | Join | myIEEE | Contact Us | Sitemap | IEEE Xplore

About Us | Membership | Publications | Conferences | Standards | Careers | Education | Volunteers | Societies | Geographic Activi

Upload File

File Information

File Name:

参照...

If you do not see the browse button, your browser does not support file uploads. Consult Using IEEE PDF eXpress Plus for recommended web browsers

Upload File

IEEE Home | Sitemap | Search | Privacy & Security | Terms & Conditions

If you would like to contact the IEEE PDF eXpress Plus Webmaster, email IEEE PDF eXpress Plus Webmaster  
© Copyright 2011, IEEE. Terms & Conditions. Privacy & Security.  
(Site Webmaster)  
Home URL: <http://www.pdf-express.org/plus>  
(Modified: 25-May-2010)

IEEE



## 3-2. Upload your PDF file for check the compatibility

The screenshot shows a web browser window displaying the IEEE PDF eXpress Plus website. The page title is "IEEE PDF eXpress Plus - Windows Internet Explorer". The address bar shows the URL "http://www.pdf-express.org/plus/uploadResp.asp". The website header includes the IEEE logo and the text "The world's leading professional association for the advancement of technology". A navigation menu contains links for "About Us", "Membership", "Publications", "Conferences", "Standards", "Careers", "Education", "Volunteers", "Societies", and "Geographic Activities".

The main content area is titled "File Upload Results" and features the IEEE PDF eXpress Plus logo. It contains two bullet points:

- If you submitted a file for conversion, this PDF will be available through your account. In addition, you will receive an email confirming receipt of your source file or archive.
- If you submitted a PDF it is being Checked against the latest IEEE *Xplore* requirements for PDF. The results will be available through your account shortly. You will also receive an email confirming receipt of your PDF.

A "File Details" box displays the following information:

File Details
Filename: Test.pdf
Size in bytes: 200934
Content Type: application/pdf

Below the file details, there is a note: "If you do not receive a PDF within 24 hours, contact [Technical Support](#)." A "Continue" button is located below this note.

The footer of the page includes links for "IEEE Home", "Sitemap", "Search", "Privacy & Security", and "Terms & Conditions". It also contains copyright information: "© Copyright 2011, IEEE. Terms & Conditions. Privacy & Security (Site Webmaster) Home / ID: http://www.pdf-express.org/plus".

You will get a reply within a few minutes.

## 3-2. Upload your PDF file for check the compatibility

You will get two e-mails: the first one (sample)

Subject: IEEE PDF eXpress Plus Author Services: File Received (Paper ID 2160247)  
From: IEEE PDF eXpress Plus Author Services <support@incontrolproductions.net>  
Date: Thu, 15 Dec 2011 05:01:13 GMT  
To:  
  
Dear

PDF eXpress Plus has received your file:

Filename: PID2160243.pdf  
Title: AMFPD12TEST

Paper ID: 2160247  
Received: 14 December 2011 21:01 -0800 GMT

If you submitted a PDF: PDF eXpress Plus will compare your PDF to the latest IEEE Xplore requirements. You will receive another email when your PDF has been checked.

If you submitted source file(s): PDF eXpress Plus will convert your source file(s) to PDF in accordance with the latest IEEE Xplore requirements. Check your PDF eXpress Plus account and click "Refresh File Status" to see the result.

Thank you for using PDF eXpress Plus!

For guidance in creating Xplore-compliant PDFs, visit [our online FAQ](#) .

## 3-2. Upload your PDF file for check the compatibility

You will get two e-mails: the second one (sample) - **Compliance Letter**

**Subject:** IEEE PDF eXpress Plus: File has passed PDF Check (Paper ID 2160247)  
**From:** IEEE PDF eXpress Plus Author Services <support@incontrolproductions.net>  
**Date:** Thu, 15 Dec 2011 05:02:22 GMT  
**To:**

Dear ,

Congratulations! The following PDF has passed the PDF Check:

Filename: PID2160243.pdf  
Title: AMFPD12TEST  
Paper ID: 2160247  
Creation Date: 14 December 2011 21:01 -0800 GMT

The approved file is labeled within its document properties as being "Certified by IEEE PDF eXpress", with an exact date and time stamp.

ANY changes made to your PDF at this point will impact Xplore compatibility.

To submit your final paper to the conference, log into your PDF eXpress Plus account. If you are satisfied with the file, click on the "Approve for Collection" link. Follow the instructions on screen to complete submission. The deadline is 30 May 2012.

Thank you for using PDF eXpress Plus!

For guidance in creating Xplore-compliant PDFs, visit [our online FAQ](#) .

## 3-2. Upload your PDF file for check the compatibility

The screenshot shows the IEEE PDF eXpress Plus website interface. The page title is "Home - Title Status" and it welcomes "Matsuko Taka". A navigation menu includes "About Us", "Membership", "Publications", "Conferences", "Standards", "Careers", "Education", "Volunteers", "Societies", and "Geographic Activities". A sidebar on the left contains a "Logoff" button and a list of links: "Home - Title Status", "Using IEEE PDF eXpress Plus", "Preparing Source Files", "The PDF Check Report", "FAQs", "IEEE PDF eXpress Plus Support", "NEW Article Templates", "NEW IEEE Style Manual", and "Edit Account Information".

The main content area displays a table with the following data:

Paper ID	Paper Title
PDFeXpID21813	test

Below the table, the status for the "test" entry is shown:

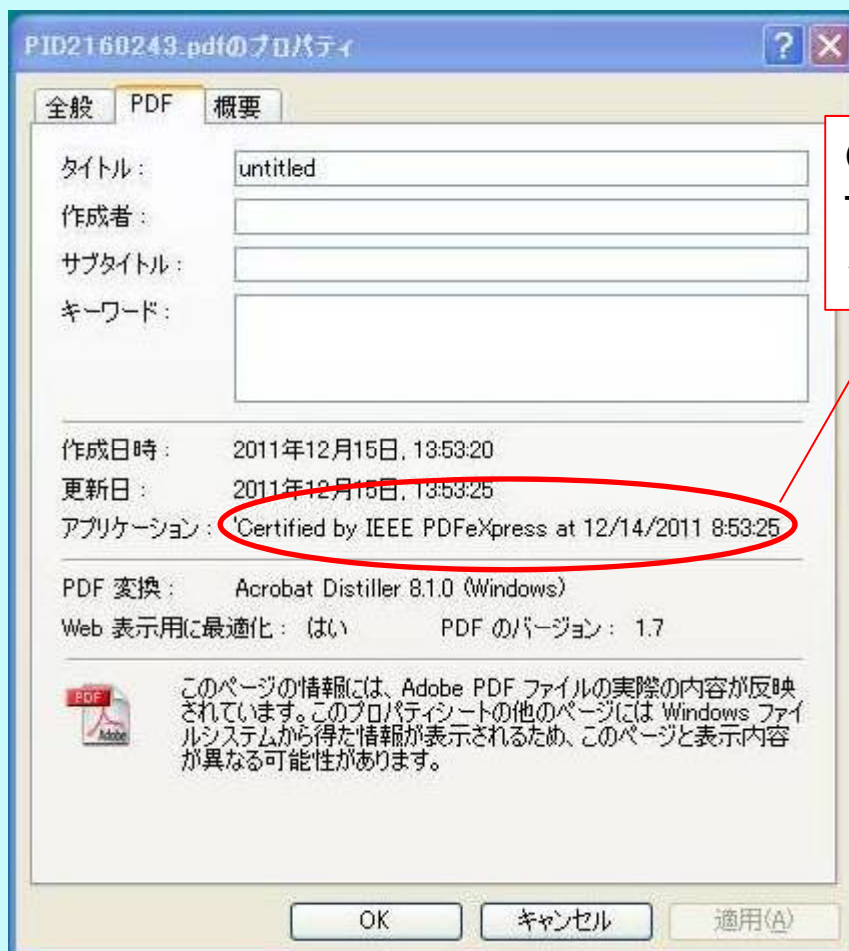
Status\*: PDF Passed PDF Check; PDF is IEEE Xplore-compatible  
PDF Checks: 1 of 3  
Source File Conversions: 0 of 10  
OPTIONS: [Try Again](#) [Approve for Collection](#)

At the bottom of the page, there is a status message: "Status\* Manual Conversion = File Type Not Automated - conversion will be performed next business day. Error = Please check your email for additional information. Upload incomplete = Click on the 'Try Again' link to complete the upload of your file."

A red box highlights the "test" entry in the "Paper ID" column, and a red arrow points from a text box to it.

Your checked PDF file exists here.

## 3-2. Upload your PDF file for check the compatibility



Check the property of your file.  
The file has passed with this phrase  
"Certified by IEEE PDF eXpress at ...".

## 4. Conclusions

- (1) Convert your source file to PDF file,  
or check your PDF file to be compatible  
on IEEE PDF eXpress PLUS.
- (2) You may get **the certified PDF file**.
- (3) Submit **the certified PDF file** to AM-FPD'16 Website.
- (4) When you have a question, please contact **IEEE Publications Support Center** through the following URL.

<http://iee.custhelp.com/app/askPE/p/12>

### **Attention:**

If you would like to update your paper after submitted to AM-FPD'16 website, please **check again the compatibility** with IEEE PDF eXpress PLUS!