

# Procedure of “IEEE PDF eXpress PLUS”

**AM-FPD'17**

# 1.Create the account

IEEE PDF eXpress Plus Login Page

If you are having trouble using the Conference ID from your author kit please make sure you add an "xp" at the end and try it again. For example - icde08 should be icde08xp.

[New Users - Click here](#)

Conference ID:

Email Address:

Password:

[Forgot your password?](#)

IEEE Home | Sitemap | Search | Privacy & Security | Terms & Conditions

If you would like to contact the IEEE PDF eXpress Plus Webmaster, email IEEE PDF eXpress Plus Webmaster  
© Copyright 2011, IEEE. Terms & Conditions Privacy & Security  
(Site Webmaster)  
Home URL: <http://www.pdf-express.org/plus/>  
(Modified:23-May-2010)

Click here to create  
"IEEE PDF eXpress  
PLUS" account.

# 1. Create the account ; Conference ID: 40642xp

IEEE PDF eXpress Plus Account Setup

Please enter the IEEE PDF eXpress Plus Conference ID provided by your Conference Publication Chair, your email address, and choose a password for your account. Valid characters for password creation include: A-Z a-z 0-9 - \_

Conference ID:

Email Address:

Confirm Email Address:

Choose a Password:

IEEE Home | Sitemap | Search | Privacy & Security | Terms & Conditions

If you would like to contact the IEEE PDF eXpress Plus Webmaster, email IEEE PDF eXpress Plus Webmaster  
© Copyright 2011, IEEE. Terms & Conditions. Privacy & Security.  
(Site Webmaster)  
Home URL: <http://www.pdf-express.org/plus/>  
(Modified: 23-May-2010)

Type "40642xp"

# 1. Create the account

IEEE PDF eXpress Plus - Windows Internet Explorer  
http://www.pdf-express.org/plus/login.asp

IEEE The world's leading professional association for the advancement of technology  
Shop | Join | myIEEE | Contact Us | Sitemap | IEEE Xplore

About Us | Membership | Publications | Conferences | Standards | Careers | Education | Volunteers | Societies | Geographic Activities

IEEE PDF eXpress PLUS

Using IEEE PDF eXpress Plus  
Contact Us  
Login Assistance  
Login

### Create Account

#### Account Information

\*Conference ID: amfpd12wkxp

\*Email Address:

\*First Name:

Middle Name:

\*Last Name:

Valid Name characters are A-Z, 0-9, and "()-\_.". Spaces are allowed.

Suffix (Jr/Sr/III):

Salutation (informal name):

\*Telephone Number:

Fax Number:

Enter area/country code with telephone/fax number (+555-555-2323)

\*Institution (affiliation):

Department:

\*Address:

Address 2:

\*City:

State:

\*Zip Code:

\*Country:

\*Create Password:

\*Confirm Password:

\* indicates a required field

Submit Reset

Type your personal information

## 2. Log into IEEE PDF eXpress PLUS

IEEE PDF eXpress Plus Login Page

If you are having trouble using the Conference ID from your author kit please make sure you add an "xp" at the end and try it again. For example - icde08 should be icde08xp.

[New Users - Click here](#)

Conference ID:

Email Address:

Password:

[Forgot your password?](#)

IEEE Home | Sitemap | Search | Privacy & Security | Terms & Conditions

If you would like to contact the IEEE PDF eXpress Plus Webmaster, email IEEE PDF eXpress Plus Webmaster  
© Copyright 2011, IEEE. Terms & Conditions Privacy & Security  
(Site Webmaster)  
Home URL: <http://www.pdf-express.org/plus/>  
(Modified: 25-May-2010)

Type "40642xp"

## 2. Log into IEEE PDF eXpress PLUS

The screenshot shows the IEEE PDF eXpress PLUS website interface. The browser title is "IEEE PDF eXpress Plus - Windows Internet Explorer". The address bar shows the URL "http://www.pdf-express.org/plus/pr\_choose2.asp". The page header includes the IEEE logo and the text "The world's leading professional association for the advancement of technology". A navigation menu contains links for "About Us", "Membership", "Publications", "Conferences", "Standards", "Careers", "Education", "Volunteers", "Societies", and "Geographic Activities".

The main content area is titled "Home - Title Status". It features a "Welcome" message followed by a redacted name and a "Logoff" link. A list of instructions is provided:

- To begin, click on the "Create New Title" button. You can convert 10 source files and check 3 PDF files with one Paper ID.
- You are encouraged to correct all content, spelling, and grammatical errors before using this service.

Below the instructions, there are two lines of text: "(Click on the Paper Title to view the PDF)" and "(Click on the column heading to change the table sort)". A table with two columns, "Paper ID" and "Paper Title", is shown. The table content is "No titles have been created." Below the table, a "Status\*" section provides information: "Manual Conversion = File Type Not Automated - conversion will be performed next business day", "Error = Please check your email for additional information", and "Upload incomplete = Click on the 'Try Again' link to complete the upload of your file".

A red box highlights the "Create New Title" button, and a callout box with the text "Click here" points to it.

The footer contains links for "IEEE Home", "Sitemap", "Search", "Privacy & Security", and "Terms & Conditions". It also includes contact information for the IEEE PDF eXpress Plus Webmaster, copyright information for 2011, and the IEEE logo.

### 3. Upload your file

Now you **have to**

**“Upload your source file for conversion to PDF”  
; 3-1. P.7-13,**

or

**“Upload your PDF file for check the compatibility”  
; 3-2. P.14-20,**

on IEEE PDF eXpress PLUS.

Then you get **the certified PDF file.**

## 3-1. Upload your source file for conversion to PDF

IEEE PDF eXpress Plus - Windows Internet Explorer

http://www.pdf-express.org/plus/uploadprep.asp

IEEE The world's leading professional association for the advancement of technology

Shop | Join | myIEEE | Contact Us | Sitemap | IEEE Xplore

About Us | Membership | Publications | Conferences | Standards | Careers | Education | Volunteers | Societies | Geographic Activities

### Check or Convert

IEEE PDF eXpress Plus

Logoff  
Home - Title Status  
Using IEEE PDF eXpress Plus  
Preparing Source Files  
The PDF Check Report  
FAQs  
IEEE PDF eXpress Plus Support  
NEW Article Templates  
NEW IEEE Style Manual  
Edit Account Information

**Paper Information**

Enter Title Info:

Submit File for Checking or Converting

[Return to Home - Title Status](#)

IEEE Home | Sitemap | Search | Privacy & Security | Terms & Conditions

If you would like to contact the IEEE PDF eXpress Plus Webmaster, email IEEE PDF eXpress Plus Webmaster  
© Copyright 2011, IEEE. Terms & Conditions. Privacy & Security.  
(Site Webmaster)  
Home URL: <http://www.pdf-express.org/plus>  
(Modified: 25-May-2010)

IEEE

スタート | IEEE PDF eXpress PL | Microsoft PowerPoint... | 受信トレイ - 7003202... | JP | 15:22

Type the chosen title

Click here



## 3-1. Upload your source file for conversion to PDF

The screenshot shows the IEEE PDF eXpress Plus website in a Windows Internet Explorer browser. The page title is "IEEE PDF eXpress Plus - Windows Internet Explorer". The address bar shows the URL: <http://www.pdf-express.org/plus/upload.asp?fpID=2162805&AllowSrc=True&AllowPS=True&AllowPDF=True&SubType=Source>. The page features the IEEE logo and navigation links such as "About Us", "Membership", "Publications", "Conferences", "Standards", "Careers", "Education", "Volunteers", "Societies", and "Geographic Activities".

The main content area is titled "Upload File" and contains a "File Information" section. This section includes a "File Name:" label, a text input field, a "参照..." (Reference) button, and an "Upload File" button. A red box highlights the "参照..." button with the text "Upload your source file". Below the input field, there is a red warning message: "If you do not see the browse button, your browser does not support file uploads. Consult Using IEEE PDF eXpress Plus for recommended web browsers".

On the left side of the page, there is a sidebar menu with the following items:

- Logoff
- Home - Title Status
- Using IEEE PDF eXpress Plus
- Preparing Source Files
- The PDF Check Report
- FAQs
- IEEE PDF eXpress Plus Support
- NEW Article Templates
- NEW IEEE Style Manual
- Edit Account Information

At the bottom of the page, there is a footer with the following information:

IEEE Home | Sitemap | Search | Privacy & Security | Terms & Conditions  
If you would like to contact the IEEE PDF eXpress Plus Webmaster, email IEEE PDF eXpress Plus Webmaster  
© Copyright 2011, IEEE. Terms & Conditions. Privacy & Security.  
(Site Webmaster)  
Home URL: <http://www.pdf-express.org/plus>  
(Modified: 25-May-2010)

The Windows taskbar at the bottom shows the Start button, several open applications (including "HowtousePDFeXpres..."), and the system tray with the time 16:35.

## 3-1. Upload your source file for conversion to PDF

The screenshot shows the IEEE PDF eXpress Plus website interface. At the top, the IEEE logo and tagline "The world's leading professional association for the advancement of technology" are visible. Below this is a navigation menu with links for About Us, Membership, Publications, Conferences, Standards, Careers, Education, Volunteers, Societies, and Geographic Activities. The main content area is titled "File Upload Results" and features the IEEE PDF eXpress Plus logo. A list of instructions is provided: "If you submitted a file for conversion, this PDF will be available through your account. In addition, you will receive an email confirming receipt of your source file or archive." and "If you submitted a PDF it is being Checked against the latest IEEE Xplore requirements for PDF. The results will be available through your account shortly. You will also receive an email confirming receipt of your PDF." A "File Details" box shows: "Filename: TEST.doc", "Size in bytes: 109056", and "Content Type: application/msword". A "Continue" button is located below the instructions. A red callout box points to the instructions with the text "You will get a reply within a few minutes." The footer contains links for IEEE Home, Sitemap, Search, Privacy & Security, and Terms & Conditions, along with copyright information for 2011.

IEEE PDF eXpress Plus

The world's leading professional association for the advancement of technology

Shop | Join | myIEEE | Contact Us | Sitemap | IEEE Xplore

About Us | Membership | Publications | Conferences | Standards | Careers | Education | Volunteers | Societies | Geographic Activities

### File Upload Results

- If you submitted a file for conversion, this PDF will be available through your account. In addition, you will receive an email confirming receipt of your source file or archive.
- If you submitted a PDF it is being Checked against the latest IEEE Xplore requirements for PDF. The results will be available through your account shortly. You will also receive an email confirming receipt of your PDF.

**File Details**

Filename: TEST.doc  
Size in bytes: 109056  
Content Type: application/msword

If you do not receive a PDF within 24 hours, contact [Technical Support](#).

IEEE Home | Sitemap | Search | Privacy & Security | Terms & Conditions

If you would like to contact the IEEE PDF eXpress Plus Webmaster, email [IEEE PDF eXpress Plus Webmaster](#)  
© Copyright 2011, IEEE. [Terms & Conditions](#) [Privacy & Security](#)  
(Site Webmaster)  
[Home | URL - http://www.pdf-express.com/plus](http://www.pdf-express.com/plus)

IEEE

You will get a reply within a few minutes.

## 3-1. Upload your source file for conversion to PDF

You will get two e-mails: the first one (sample)

**Subject:** IEEE PDF eXpress Plus Author Services: File Received (Paper ID 2162773)  
**From:** IEEE PDF eXpress Plus Author Services <support@incontrolproductions.net>  
**Date:** Wed, 21 Dec 2011 07:02:30 GMT  
**To:**

Dear

PDF eXpress Plus has received your file:

Filename: TEST.doc  
Title: TEST

Paper ID: 2162773  
Received: 20 December 2011 23:02 -0800 GMT

If you submitted a PDF: PDF eXpress Plus will compare your PDF to the latest IEEE Xplore requirements. You will receive another email when your PDF has been checked.

If you submitted source file(s): PDF eXpress Plus will convert your source file(s) to PDF in accordance with the latest IEEE Xplore requirements. Check your PDF eXpress Plus account and click "Refresh File Status" to see the result.

Thank you for using PDF eXpress Plus!

For guidance in creating Xplore-compliant PDFs, visit [our online FAQ](#) .

## 3-1. Upload your source file for conversion to PDF

You will get two e-mails: the second one (sample) - **Compliance Letter**

**Subject:** IEEE PDF eXpress Plus Author Services: New PDF is ready (PaperID 2162773)  
**From:** IEEE PDF eXpress Plus Author Services <support@incontrolproductions.net>  
**Date:** Wed, 21 Dec 2011 07:03:11 GMT  
**To:**

Dear ,

Your new PDF is ready for the following title:

Source Filename: TEST.doc  
Title: TEST  
Paper ID: 2162773  
PDF Filename: 2162773.pdf

Your IEEE Xplore compatible PDF is in your PDF eXpress Plus account. The file is labeled within its document properties as being "Certified by IEEE PDF eXpress", with an exact date and time stamp.

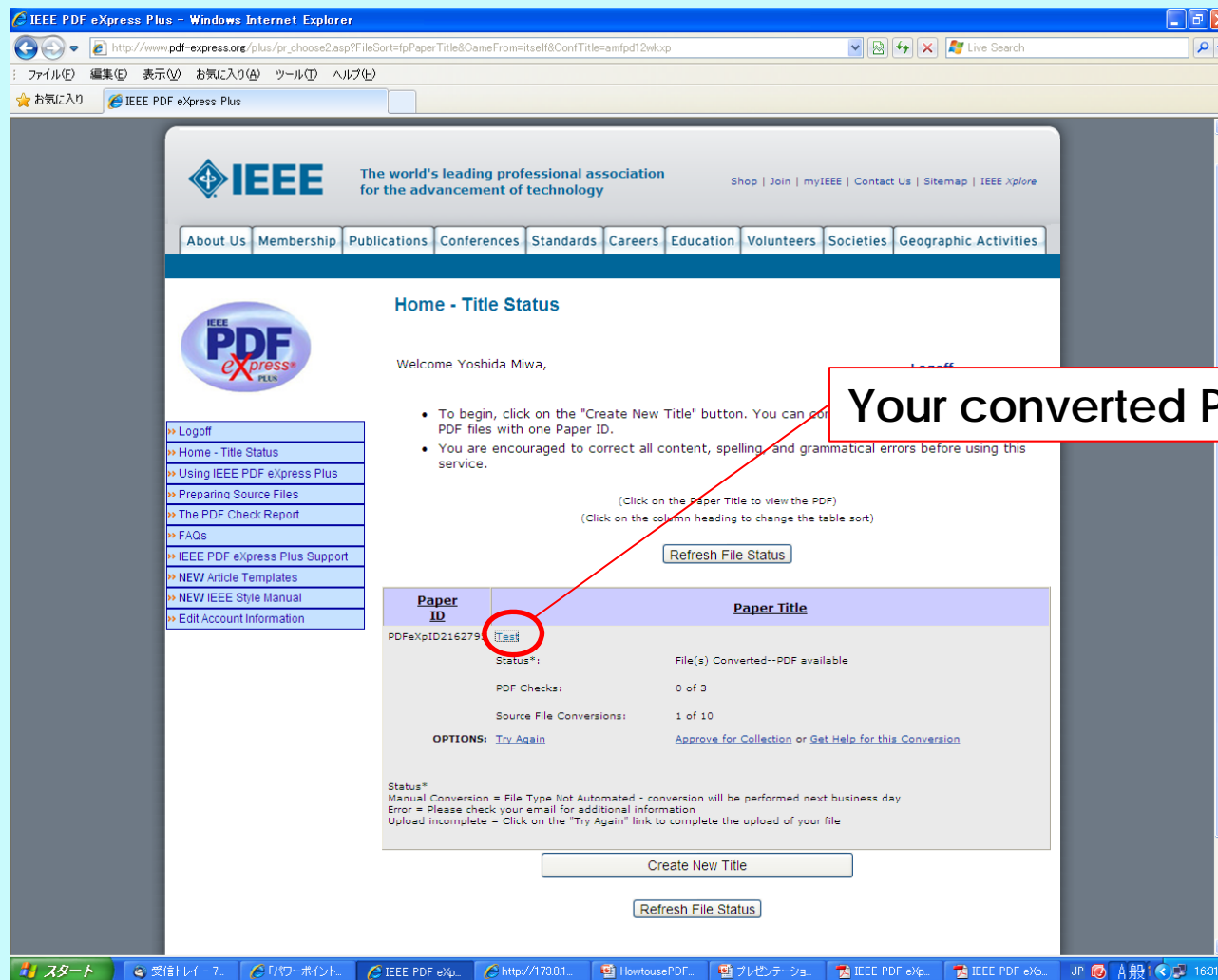
Login to your PDF eXpress Plus account and check the PDF carefully. If you are satisfied with the file and want to submit it to the conference, click on the "Approve for Collection" link. Follow the instructions on the screen to submit your paper.

If you are not satisfied with your PDF, you may go back to your account and submit another source file for conversion, or submit a revised PDF that you produce for Checking. If there is any other issue with your PDF, you may go back to your account and Request a Manual Conversion: your submission will be sent to Technical Support for special handling.

Thank you for using PDF eXpress Plus!

For guidance in creating Xplore-compliant PDFs, visit [our online FAQ](#) .

## 3-1. Upload your source file for conversion to PDF



IEEE PDF eXpress Plus - Windows Internet Explorer

http://www.pdf-express.org/plus/pr\_choose2.asp?FileSort=fpPaperTitle&GameFrom=itself&ConfTitle=amfpd12w.xp

IEEE The world's leading professional association for the advancement of technology

Shop | Join | myIEEE | Contact Us | Sitemap | IEEE Xplore

About Us | Membership | Publications | Conferences | Standards | Careers | Education | Volunteers | Societies | Geographic Activities

Home - Title Status

Welcome Yoshida Miwa,

- To begin, click on the "Create New Title" button. You can convert PDF files with one Paper ID.
- You are encouraged to correct all content, spelling, and grammatical errors before using this service.

(Click on the Paper Title to view the PDF)  
(Click on the column heading to change the table sort)

Refresh File Status

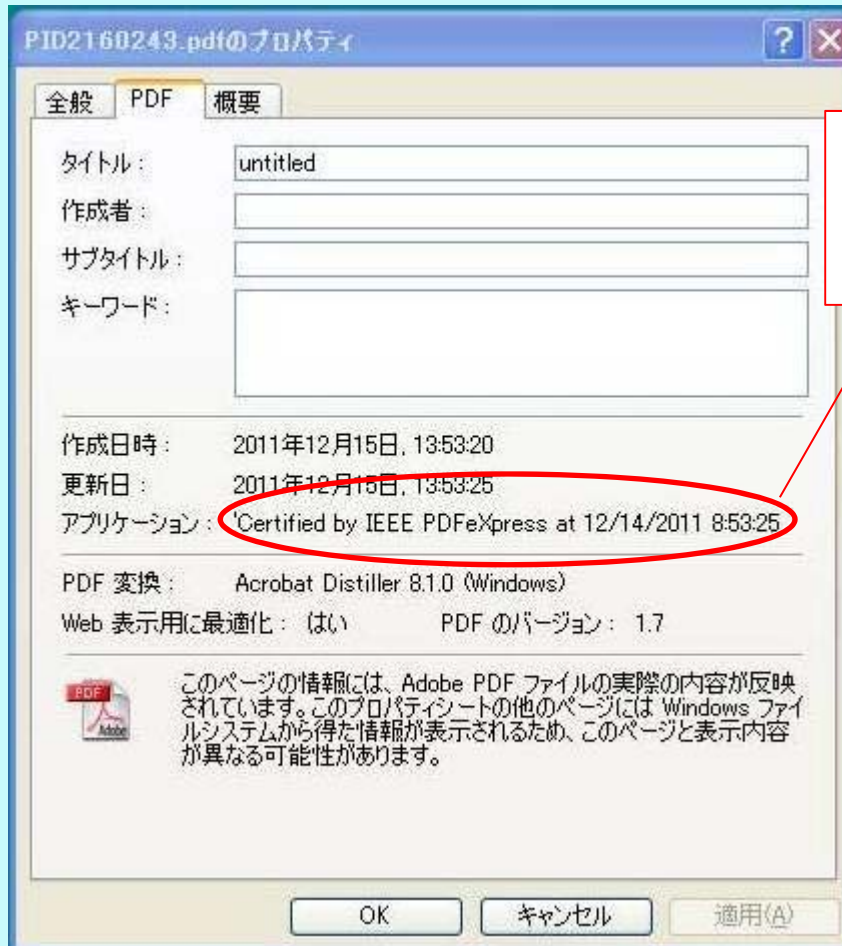
Paper ID	Paper Title
PDFeXpID216279	<p>Download</p> <p>Status*: File(s) Converted--PDF available</p> <p>PDF Checks: 0 of 3</p> <p>Source File Conversions: 1 of 10</p> <p>OPTIONS: <a href="#">Try Again</a> <a href="#">Approve for Collection</a> or <a href="#">Get Help for this Conversion</a></p> <p>Status* Manual Conversion = File Type Not Automated - conversion will be performed next business day Error = Please check your email for additional information Upload incomplete = Click on the "Try Again" link to complete the upload of your file</p>

Create New Title

Refresh File Status

Your converted PDF file exists here.

### 3-1. Upload your source file for conversion to PDF



Check the property of your file.  
The file has passed with this phrase  
"Certified by IEEE PDF eXpress at ...".

## 3-2. Upload your PDF file for check the compatibility

IEEE PDF eXpress Plus - Windows Internet Explorer

http://www.pdf-express.org/plus/uploadprep.asp

ファイル(E) 編集(E) 表示(V) お気に入り(A) ツール(T) ヘルプ(H)

お気に入り IEEE PDF eXpress Plus

IEEE The world's leading professional association for the advancement of technology

Shop | Join | myIEEE | Contact Us | Sitemap | IEEE Xplore

About Us | Membership | Publications | Conferences | Standards | Careers | Education | Volunteers | Societies | Geographic Activities

Conferences

Check or Convert

IEEE PDF eXpress PLUS

Logoff  
Home - Title Status  
Using IEEE PDF eXpress Plus  
Preparing Source Files  
The PDF Check Report  
FAQs  
IEEE PDF eXpress Plus Support  
NEW Article Templates  
NEW IEEE Style Manual  
Edit Account Information

Paper Information

Enter Title Info:

Submit File for Checking or Converting

Return to Home - Title Status

IEEE Home | Sitemap | Search | Privacy & Security | Terms & Conditions

If you would like to contact the IEEE PDF eXpress Plus Webmaster, email IEEE PDF eXpress Plus Webmaster  
© Copyright 2011, IEEE. Terms & Conditions. Privacy & Security  
(Site Webmaster)  
Home URL: http://www.pdf-express.org/plus  
(Modified: 25-May-2010)

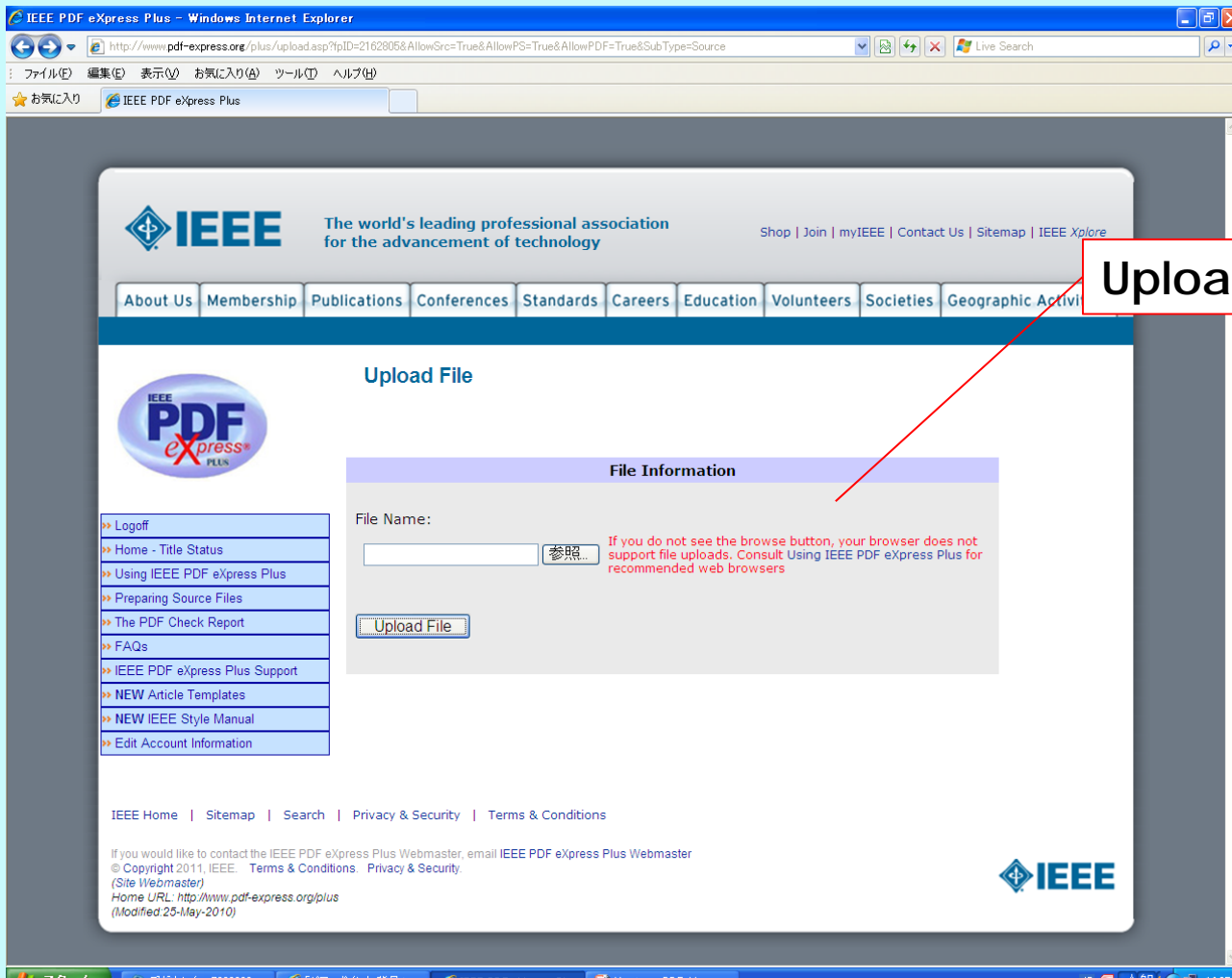
IEEE

スタート 受信トレイ - 7003202... リコーポイント 背景... IEEE PDF eXpress PL... HowtousePDFeXpres... JP A 般 16:33

Type the chosen title

Click here

## 3-2. Upload your PDF file for check the compatibility



The screenshot shows a Windows Internet Explorer browser window displaying the IEEE PDF eXpress Plus website. The address bar shows the URL: <http://www.pdf-express.org/plus/upload.asp?fpID=2162805&AllowSrc=True&AllowPS=True&AllowPDF=True&SubType=Source>. The page header includes the IEEE logo and the text "The world's leading professional association for the advancement of technology". Below the header is a navigation menu with items: About Us, Membership, Publications, Conferences, Standards, Careers, Education, Volunteers, Societies, and Geographic Activi. The main content area is titled "Upload File" and features the IEEE PDF eXpress Plus logo. A "File Information" section contains a "File Name:" label, a text input field, and a "参照..." button. Below the input field is an "Upload File" button. A red text warning states: "If you do not see the browse button, your browser does not support file uploads. Consult Using IEEE PDF eXpress Plus for recommended web browsers". A red box with the text "Upload your PDF file" is overlaid on the page, with a red arrow pointing to the "File Name:" input field. The footer includes links for IEEE Home, Sitemap, Search, Privacy & Security, and Terms & Conditions, along with contact information for the IEEE PDF eXpress Plus Webmaster.



## 3-2. Upload your PDF file for check the compatibility

The screenshot shows a web browser window displaying the IEEE PDF eXpress Plus website. The page title is "File Upload Results". The IEEE logo and navigation menu are visible at the top. A sidebar on the left contains a list of links including "Logoff", "Home - Title Status", "Using IEEE PDF eXpress Plus", "Preparing Source Files", "The PDF Check Report", "FAQs", "IEEE PDF eXpress Plus Support", "NEW Article Templates", "NEW IEEE Style Manual", and "Edit Account Information".

**File Upload Results**

- If you submitted a file for conversion, this PDF will be available through your account. In addition, you will receive an email confirming receipt of your source file or archive.
- If you submitted a PDF it is being Checked against the latest IEEE *Xplore* requirements for PDF. The results will be available through your account shortly. You will also receive an email confirming receipt of your PDF.

**File Details**

Filename: Test.pdf  
Size in bytes: 200934  
Content Type: application/pdf

If you do not receive a PDF within 24 hours, contact [Technical Support](#).

IEEE Home | Sitemap | Search | Privacy & Security | Terms & Conditions

If you would like to contact the IEEE PDF eXpress Plus Webmaster, email IEEE PDF eXpress Plus Webmaster  
© Copyright 2011, IEEE. Terms & Conditions. Privacy & Security  
(Site Webmaster)  
Home | Sitemap | Search | Privacy & Security | Terms & Conditions

You will get a reply within a few minutes.

## 3-2. Upload your PDF file for check the compatibility

You will get two e-mails: the first one (sample)

Subject: IEEE PDF eXpress Plus Author Services: File Received (Paper ID 2160247)  
From: IEEE PDF eXpress Plus Author Services <support@incontrolproductions.net>  
Date: Thu, 15 Dec 2011 05:01:13 GMT  
To:  
Dear  
PDF eXpress Plus has received your file:  
Filename: PID2160243.pdf  
Title: AMFPD12TEST  
Paper ID: 2160247  
Received: 14 December 2011 21:01 -0800 GMT  
If you submitted a PDF: PDF eXpress Plus will compare your PDF to the latest IEEE Xplore requirements. You will receive another email when your PDF has been checked.  
If you submitted source file(s): PDF eXpress Plus will convert your source file(s) to PDF in accordance with the latest IEEE Xplore requirements. Check your PDF eXpress Plus account and click "Refresh File Status" to see the result.  
Thank you for using PDF eXpress Plus!  
For guidance in creating Xplore-compliant PDFs, visit [our online FAQ](#) .

## 3-2. Upload your PDF file for check the compatibility

You will get two e-mails: the second one (sample) - **Compliance Letter**

**Subject:** IEEE PDF eXpress Plus: File has passed PDF Check (Paper ID 2160247)  
**From:** IEEE PDF eXpress Plus Author Services <support@incontrolproductions.net>  
**Date:** Thu, 15 Dec 2011 05:02:22 GMT  
**To:**

Dear

Congratulations! The following PDF has passed the PDF Check:

Filename: PID2160243.pdf  
Title: AMFPD12TEST  
Paper ID: 2160247  
Creation Date: 14 December 2011 21:01 -0800 GMT

The approved file is labeled within its document properties as being "Certified by IEEE PDF eXpress", with an exact date and time stamp.

ANY changes made to your PDF at this point will impact Xplore compatibility.

To submit your final paper to the conference, log into your PDF eXpress Plus account. If you are satisfied with the file, click on the "Approve for Collection" link. Follow the instructions on screen to complete submission. The deadline is 30 May 2012.

Thank you for using PDF eXpress Plus!

For guidance in creating Xplore-compliant PDFs, visit [our online FAQ](#) .

## 3-2. Upload your PDF file for check the compatibility

The screenshot shows the IEEE PDF eXpress Plus website interface. The page title is "Home - Title Status". The main content area displays a table of checked PDF files. A red box highlights the "test" entry in the "Paper ID" column, and a red arrow points from a text box to it.

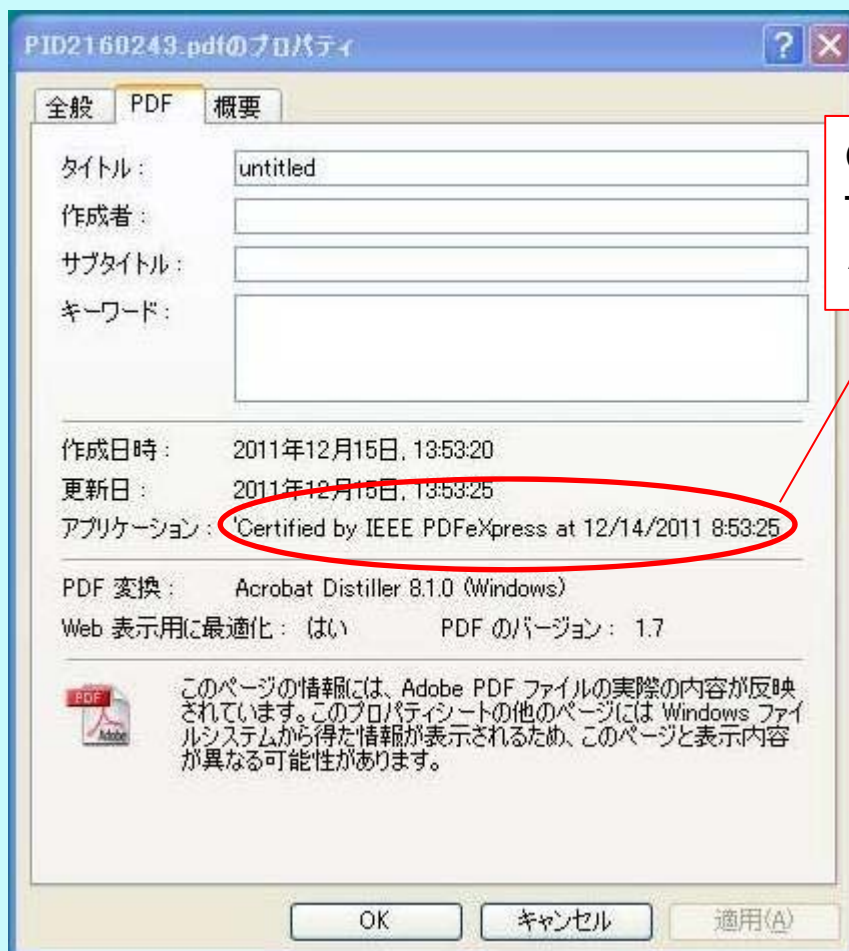
**Your checked PDF file exists here.**

Paper ID	Paper Title
PDFeXpID21813	test

PDFeXpID21813: test  
Status\*: PDF Passed PDF Check; PDF is IEEE Xplore-compatible  
PDF Checks: 1 of 3  
Source File Conversions: 0 of 10  
OPTIONS: [Try Again](#) [Approve for Collection](#)

Status\*  
Manual Conversion = File Type Not Automated - conversion will be performed next business day  
Error = Please check your email for additional information  
Upload incomplete = Click on the "Try Again" link to complete the upload of your file

## 3-2. Upload your PDF file for check the compatibility



Check the property of your file.  
The file has passed with this phrase  
"Certified by IEEE PDF eXpress at ...".

## 4. Conclusions

- (1) Convert your source file to PDF file,  
or check your PDF file to be compatible  
on IEEE PDF eXpress PLUS.
- (2)** You may get **the certified PDF file**.
- (3)** Submit **the certified PDF file** to AM-FPD'17 Website.
- (4)** When you have a question, please contact **IEEE Publications Support Center** through the following URL.

<http://ieee.custhelp.com/app/answers/list/p/12>

### Attention:

If you would like to update your paper after submitted to AM-FPD'17 website, please **check again the compatibility** with IEEE PDF eXpress PLUS!