

Procedure of “IEEE PDF eXpress PLUS”

AM-FPD'18

1.Create the account

IEEE PDF eXpress Plus Login Page

If you are having trouble using the Conference ID from your author kit please make sure you add an "xp" at the end and try it again. For example - 1cd08 should be 1cd08xp.

[New Users - Click here](#)

Conference ID:

Email Address:

Password:

[Forgot your password?](#)

IEEE Home | Sitemap | Search | Privacy & Security | Terms & Conditions

If you would like to contact the IEEE PDF eXpress Plus Webmaster, email IEEE PDF eXpress Plus Webmaster
© Copyright 2011, IEEE. Terms & Conditions. Privacy & Security.
(Site Webmaster)
Home URL: <http://www.pdf-express.org/plus/>
(Modified:23-May-2010)

Click here to create
"IEEE PDF eXpress
PLUS" account.

1. Create the account ; Conference ID: 43449xp

IEEE PDF eXpress Plus Account Setup

Please enter the IEEE PDF eXpress Plus Conference ID provided by your Conference Publication Chair, your email address, and choose a password for your account. Valid characters for password creation include: A-Z a-z 0-9 - _

Conference ID:

Email Address:

Confirm Email Address:

Choose a Password:

IEEE Home | Sitemap | Search | Privacy & Security | Terms & Conditions

If you would like to contact the IEEE PDF eXpress Plus Webmaster, email IEEE PDF eXpress Plus Webmaster
© Copyright 2011, IEEE. Terms & Conditions. Privacy & Security.
(Site Webmaster)
Home URL: <http://www.pdf-express.org/plus/>
(Modified: 23-May-2010)

Type "43449xp"

1. Create the account

IEEE PDF eXpress Plus - Windows Internet Explorer

http://www.pdf-express.org/plus/login.asp

ファイル(F) 編集(E) 表示(V) お気に入り(A) ツール(T) ヘルプ(H)

お気に入り IEEE PDF eXpress Plus

IEEE The world's leading professional association for the advancement of technology Shop | Join | myIEEE | Contact Us | Sitemap | IEEE Xplore

About Us Membership Publications Conferences Standards Careers Education Volunteers Societies Geographic Activities

IEEE PDF eXpress Plus

Using IEEE PDF eXpress Plus
Contact Us
Login Assistance
Login

Create Account

Account Information

*Conference ID: amfpd12wkxp

*Email Address:

*First Name:

Middle Name:

*Last Name:

Valid Name characters are A-Z,0-9, and "()-_.". Spaces are allowed.

Suffix (Jr/Sr/III):

Salutation (informal name):

*Telephone Number:

Fax Number:

Enter area/country code with telephone/fax number (+555-555-2323)

*Institution (affiliation):

Department:

*Address:

Address 2:

*City:

State:

*Zip Code:

*Country:

*Create Password:

*Confirm Password:

* indicates a required field

Submit Reset

Type your personal information

スタート 受信トレイ - 7003202... IEEE PDF eXpress PL... Microsoft PowerPoint... JP 一般 17:26

2. Log into IEEE PDF eXpress PLUS

IEEE PDF eXpress Plus Login Page

If you are having trouble using the Conference ID from your author kit please make sure you add an "xp" at the end and try it again. For example - icde08 should be icde08xp.

[New Users - Click here](#)

Conference ID:

Email Address:

Password:

[Forgot your password?](#)

IEEE Home | [Sitemap](#) | [Search](#) | [Privacy & Security](#) | [Terms & Conditions](#)

If you would like to contact the IEEE PDF eXpress Plus Webmaster, email IEEE PDF eXpress Plus Webmaster, email IEEE PDF eXpress Plus Webmaster
© Copyright 2011, IEEE. [Terms & Conditions](#) [Privacy & Security](#)
(Site Webmaster)
Home URL: <http://www.pdf-express.org/plus/>
(Modified: 25-May-2010)

Type "43449xp"

2. Log into IEEE PDF eXpress PLUS

The screenshot shows the IEEE PDF eXpress PLUS website interface. The page title is "Home - Title Status". A navigation menu includes "About Us", "Membership", "Publications", "Conferences", "Standards", "Careers", "Education", "Volunteers", "Societies", and "Geographic Activities". The main content area features a "Welcome" message and a "Logoff" link. A list of instructions is provided: "To begin, click on the 'Create New Title' button. You can convert 10 source files and check 3 PDF files with one Paper ID." and "You are encouraged to correct all content, spelling, and grammatical errors before using this service." Below this is a table with columns "Paper ID" and "Paper Title", containing the text "No titles have been created." A "Create New Title" button is highlighted with a red box, and a callout box points to it with the text "Click here".

IEEE PDF eXpress PLUS

The world's leading professional association for the advancement of technology

Shop | Join | myIEEE | Contact Us | Sitemap | IEEE Xplore

About Us | Membership | Publications | Conferences | Standards | Careers | Education | Volunteers | Societies | Geographic Activities

Home - Title Status

Welcome [Redacted] [Logoff](#)

- To begin, click on the "Create New Title" button. You can convert 10 source files and check 3 PDF files with one Paper ID.
- You are encouraged to correct all content, spelling, and grammatical errors before using this service.

(Click on the Paper Title to view the PDF)
(Click on the column heading to change the table sort)

Paper ID	Paper Title
No titles have been created.	

Status*
Manual Conversion = File Type Not Automated - conversion will be performed next business day
Error = Please check your email for additional information
Upload incomplete = Click on the "Try Again" link to complete the upload of your file

[Create New Title](#)

Click here

IEEE Home | Sitemap | Search | Privacy & Security | Terms & Conditions

If you would like to contact the IEEE PDF eXpress Plus Webmaster, email IEEE PDF eXpress Plus Webmaster
© Copyright 2011, IEEE. Terms & Conditions. Privacy & Security
(Site Webmaster)
Home URL: <http://www.pdf-express.org/plus>
(Modified: 25-May-2010)

3. Upload your file

Now you **have to**

**“Upload your source file for conversion to PDF”
; 3-1. P.7-13,**

or

**“Upload your PDF file for check the compatibility”
; 3-2. P.14-20,**

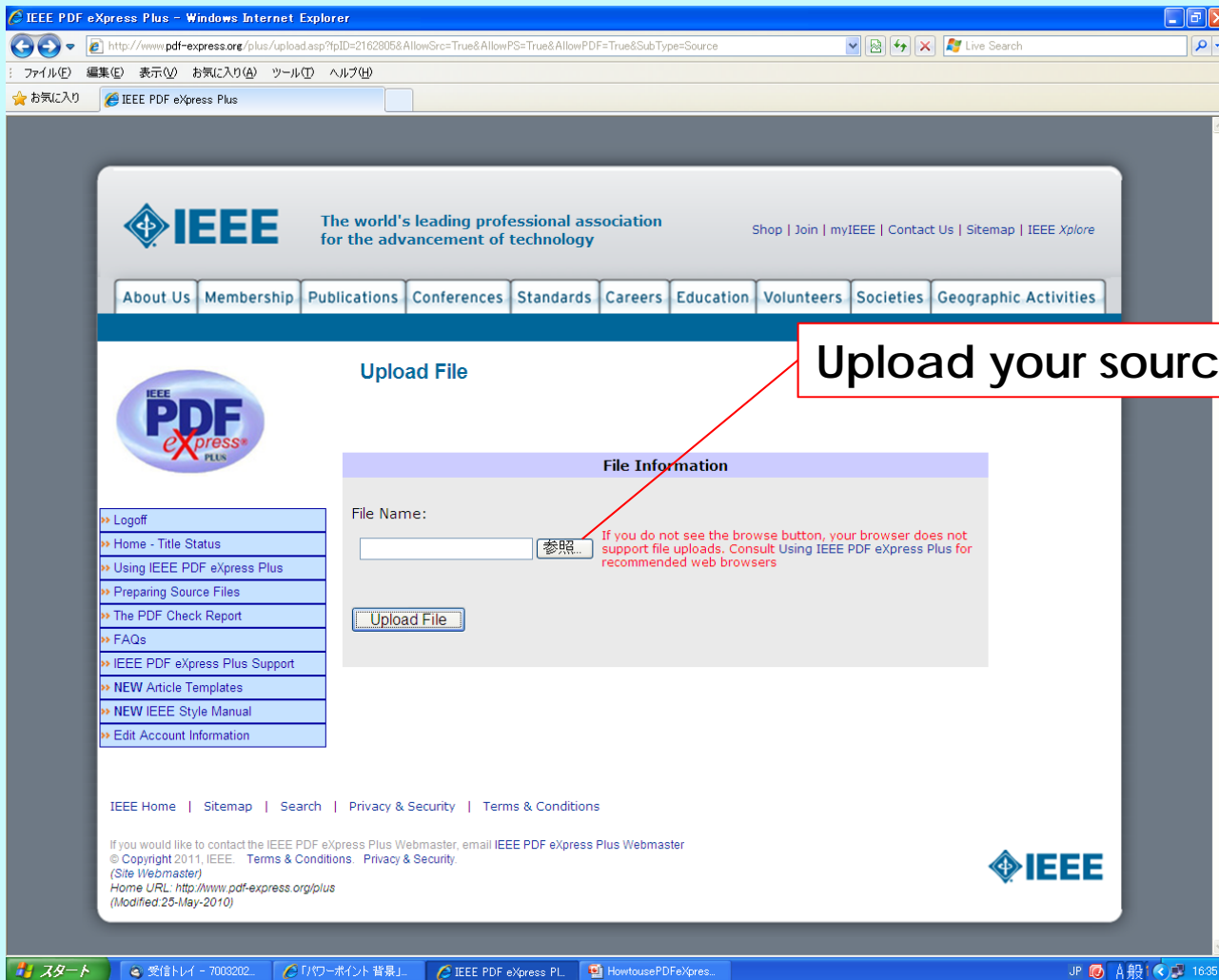
on IEEE PDF eXpress PLUS.

Then you get **the certified PDF file.**

3-1. Upload your source file for conversion to PDF

The screenshot shows the IEEE PDF eXpress Plus website interface. The browser window title is "IEEE PDF eXpress Plus - Windows Internet Explorer" and the address bar shows "http://www.pdf-express.org/plus/uploadprep.asp". The page header includes the IEEE logo and the text "The world's leading professional association for the advancement of technology". A navigation menu contains links for "About Us", "Membership", "Publications", "Conferences", "Standards", "Careers", "Education", "Volunteers", "Societies", and "Geographic Activities". The main content area is titled "Check or Convert" and features the IEEE PDF eXpress Plus logo. A sidebar on the left contains a list of links: "Logoff", "Home - Title Status", "Using IEEE PDF eXpress Plus", "Preparing Source Files", "The PDF Check Report", "FAQs", "IEEE PDF eXpress Plus Support", "NEW Article Templates", "NEW IEEE Style Manual", and "Edit Account Information". The main content area has a "Paper Information" section with a text input field labeled "Enter Title Info:". Below this is a button labeled "Submit File for Checking or Converting" and a link "Return to Home - Title Status". Two callout boxes are present: one pointing to the "Enter Title Info:" field with the text "Type the chosen title", and another pointing to the "Submit File for Checking or Converting" button with the text "Click here". The footer contains copyright information and the IEEE logo.

3-1. Upload your source file for conversion to PDF



The screenshot shows the IEEE PDF eXpress Plus website in a Windows Internet Explorer browser. The page title is "IEEE PDF eXpress Plus - Windows Internet Explorer". The address bar shows the URL: <http://www.pdf-express.org/plus/upload.asp?fpID=2162805&AllowSrc=True&AllowPS=True&AllowPDF=True&SubType=Source>. The page features the IEEE logo and navigation menus. The main content area is titled "Upload File" and contains a "File Information" section with a "File Name:" input field, a "参照..." button, and an "Upload File" button. A red box highlights the "参照..." button with the text "Upload your source file". A red arrow points from this box to the "参照..." button. A red text box next to the arrow contains the message: "If you do not see the browse button, your browser does not support file uploads. Consult Using IEEE PDF eXpress Plus for recommended web browsers". The footer includes contact information for the IEEE PDF eXpress Plus Webmaster and the copyright notice: © Copyright 2011, IEEE. The taskbar at the bottom shows the Start button and several open applications.

IEEE PDF eXpress Plus

The world's leading professional association for the advancement of technology

Shop | Join | myIEEE | Contact Us | Sitemap | IEEE Xplore

About Us | Membership | Publications | Conferences | Standards | Careers | Education | Volunteers | Societies | Geographic Activities

Upload File

File Information

File Name:

参照...

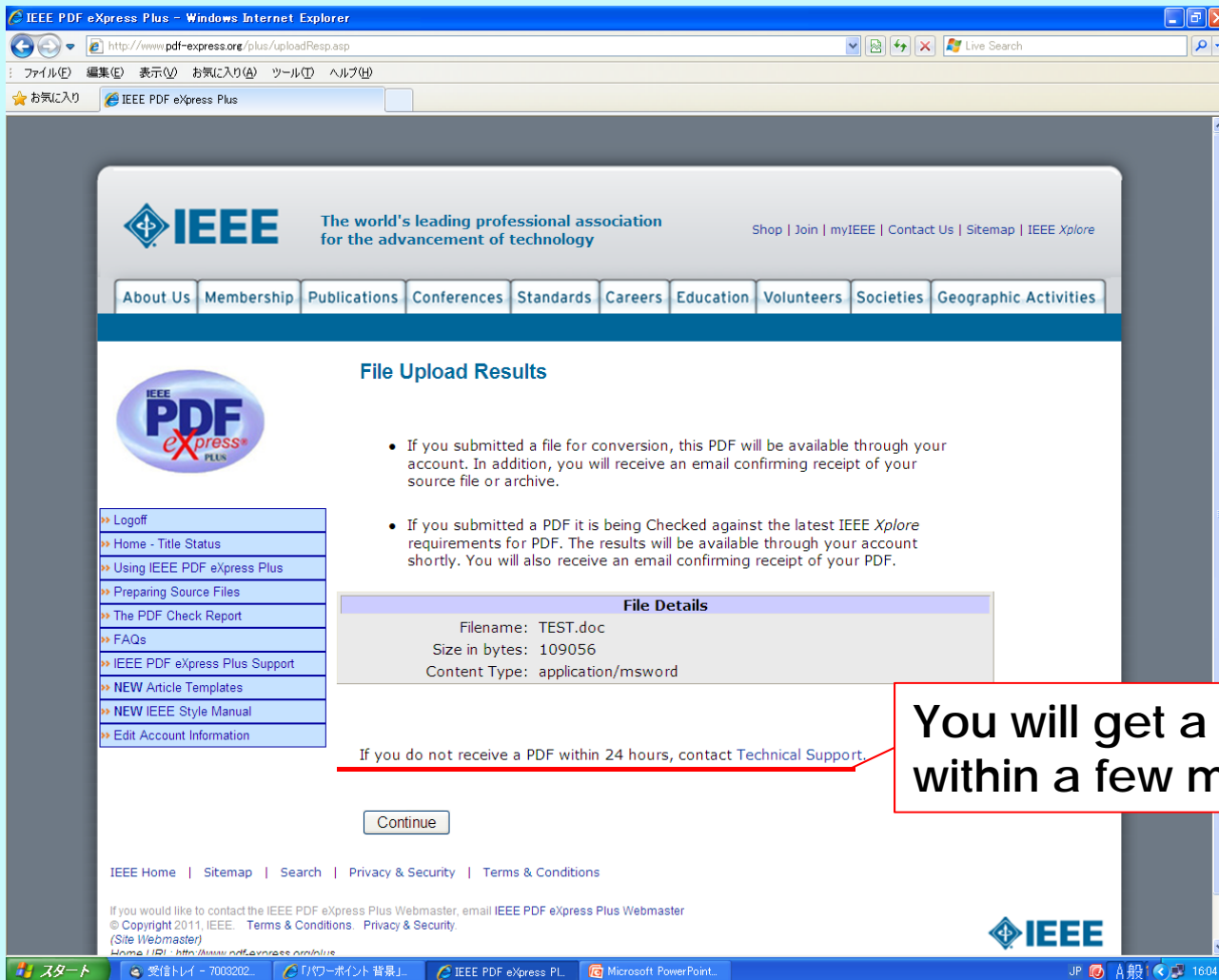
Upload File

If you do not see the browse button, your browser does not support file uploads. Consult Using IEEE PDF eXpress Plus for recommended web browsers

IEEE Home | Sitemap | Search | Privacy & Security | Terms & Conditions

If you would like to contact the IEEE PDF eXpress Plus Webmaster, email IEEE PDF eXpress Plus Webmaster
© Copyright 2011, IEEE. Terms & Conditions. Privacy & Security.
(Site Webmaster)
Home URL: <http://www.pdf-express.org/plus>
(Modified: 25-May-2010)

3-1. Upload your source file for conversion to PDF



The screenshot shows the IEEE PDF eXpress Plus website in a Windows Internet Explorer browser. The page title is "IEEE PDF eXpress Plus - Windows Internet Explorer" and the URL is "http://www.pdf-express.org/plus/uploadResp.asp". The website header includes the IEEE logo and the text "The world's leading professional association for the advancement of technology". Below the header is a navigation menu with links for "About Us", "Membership", "Publications", "Conferences", "Standards", "Careers", "Education", "Volunteers", "Societies", and "Geographic Activities".

The main content area is titled "File Upload Results" and features the IEEE PDF eXpress Plus logo. It contains two bullet points:

- If you submitted a file for conversion, this PDF will be available through your account. In addition, you will receive an email confirming receipt of your source file or archive.
- If you submitted a PDF it is being Checked against the latest IEEE *Xplore* requirements for PDF. The results will be available through your account shortly. You will also receive an email confirming receipt of your PDF.

Below the text is a "File Details" box with the following information:

File Details
Filename: TEST.doc
Size in bytes: 109056
Content Type: application/msword

At the bottom of the main content area, there is a red-bordered box containing the text: "If you do not receive a PDF within 24 hours, contact [Technical Support](#)." A red arrow points from this box to a larger red-bordered box on the right that says "You will get a reply within a few minutes." Below the red-bordered box is a "Continue" button.

The footer of the website includes links for "IEEE Home", "Sitemap", "Search", "Privacy & Security", and "Terms & Conditions". It also contains contact information for the IEEE PDF eXpress Plus Webmaster and a copyright notice for 2011.

You will get a reply within a few minutes.

3-1. Upload your source file for conversion to PDF

You will get two e-mails: the first one (sample)

Subject: IEEE PDF eXpress Plus Author Services: File Received (Paper ID 2162773)
From: IEEE PDF eXpress Plus Author Services <support@incontrolproductions.net>
Date: Wed, 21 Dec 2011 07:02:30 GMT
To:

Dear

PDF eXpress Plus has received your file:

Filename: TEST.doc
Title: TEST

Paper ID: 2162773
Received: 20 December 2011 23:02 -0800 GMT

If you submitted a PDF: PDF eXpress Plus will compare your PDF to the latest IEEE Xplore requirements. You will receive another email when your PDF has been checked.

If you submitted source file(s): PDF eXpress Plus will convert your source file(s) to PDF in accordance with the latest IEEE Xplore requirements. Check your PDF eXpress Plus account and click "Refresh File Status" to see the result.

Thank you for using PDF eXpress Plus!

For guidance in creating Xplore-compliant PDFs, visit [our online FAQ](#) .

3-1. Upload your source file for conversion to PDF

You will get two e-mails: the second one (sample) - **Compliance Letter**

Subject: IEEE PDF eXpress Plus Author Services: New PDF is ready (PaperID 2162773)
From: IEEE PDF eXpress Plus Author Services <support@incontrolproductions.net>
Date: Wed, 21 Dec 2011 07:03:11 GMT
To:

Dear ,

Your new PDF is ready for the following title:

Source Filename: TEST.doc
Title: TEST
Paper ID: 2162773
PDF Filename: 2162773.pdf

Your IEEE Xplore compatible PDF is in your PDF eXpress Plus account. The file is labeled within its document properties as being "Certified by IEEE PDF eXpress", with an exact date and time stamp.

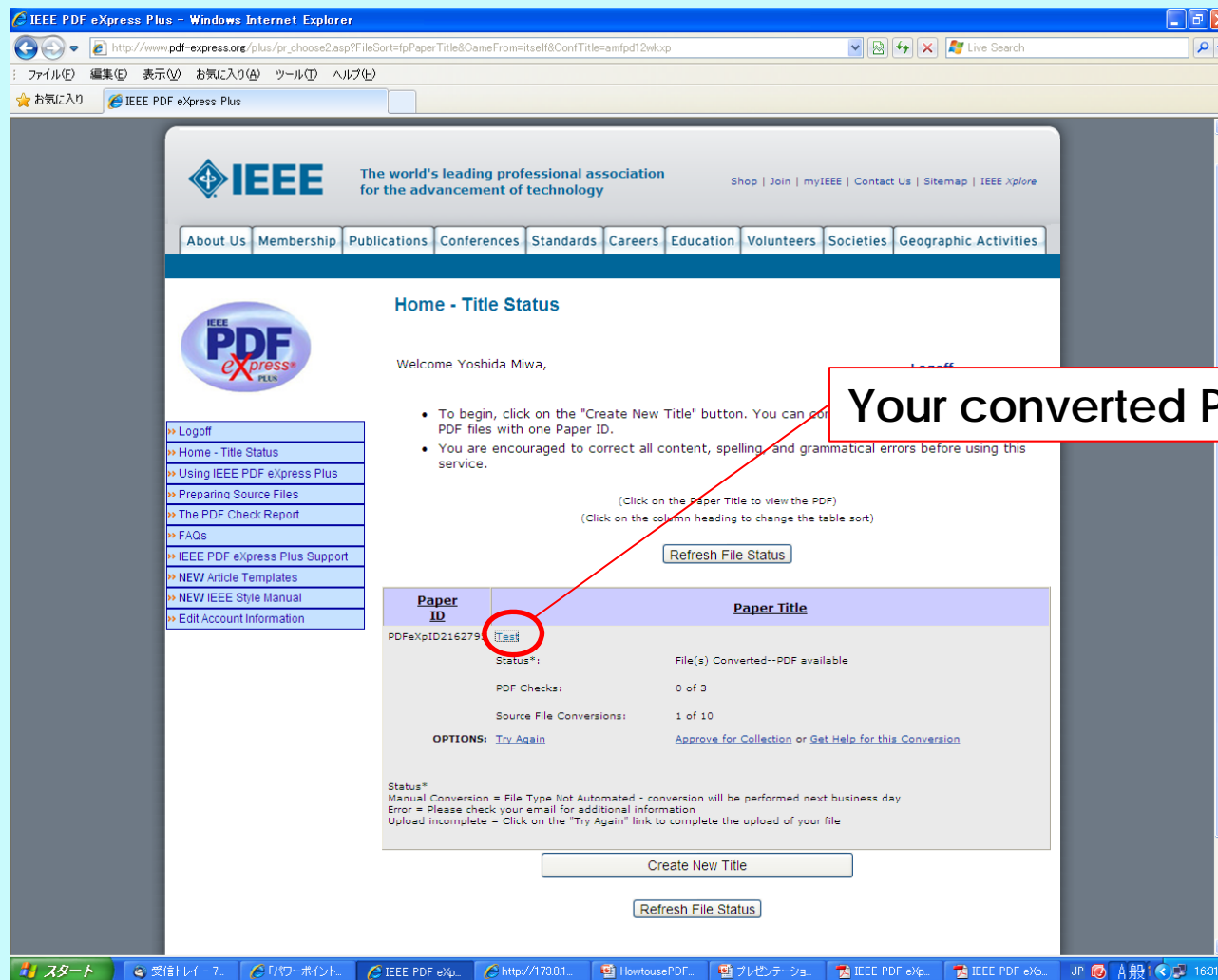
Login to your PDF eXpress Plus account and check the PDF carefully. If you are satisfied with the file and want to submit it to the conference, click on the "Approve for Collection" link. Follow the instructions on the screen to submit your paper.

If you are not satisfied with your PDF, you may go back to your account and submit another source file for conversion, or submit a revised PDF that you produce for Checking. If there is any other issue with your PDF, you may go back to your account and Request a Manual Conversion: your submission will be sent to Technical Support for special handling.

Thank you for using PDF eXpress Plus!

For guidance in creating Xplore-compliant PDFs, visit [our online FAQ](#) .

3-1. Upload your source file for conversion to PDF

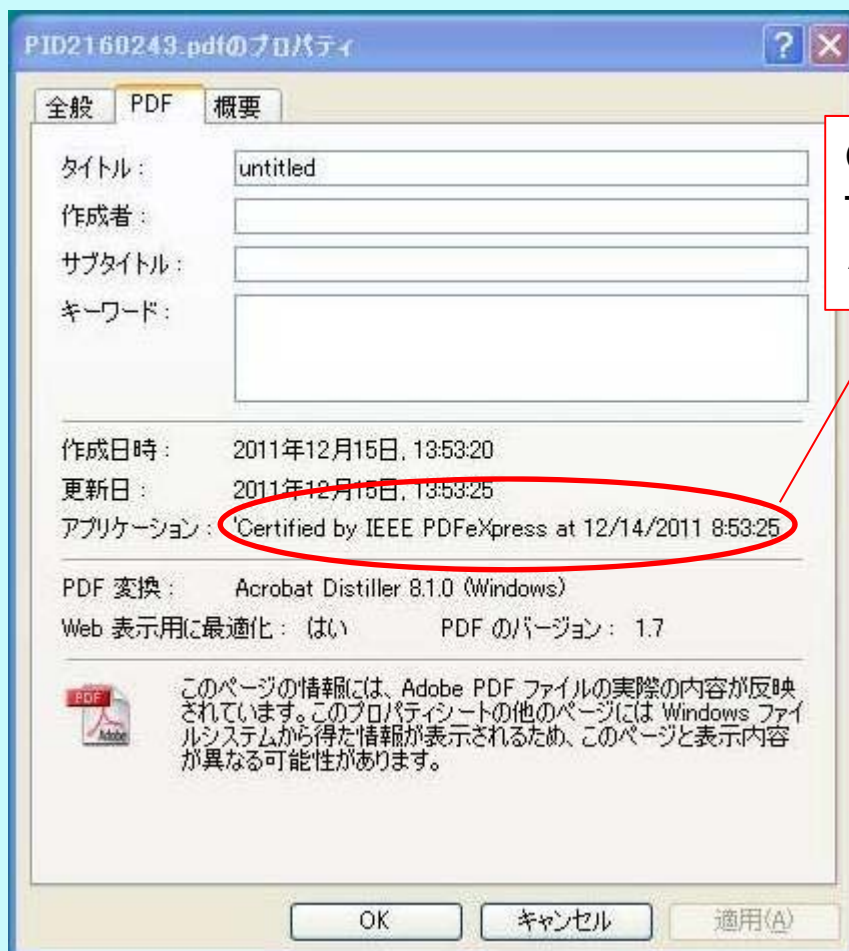


The screenshot shows the IEEE PDF eXpress Plus website interface. The main content area displays a table of converted PDF files. A red circle highlights the 'Download' link for a specific paper, with a red arrow pointing to a text box that says 'Your converted PDF file exists here.'

Your converted PDF file exists here.

Paper ID	Paper Title
PDFeXpID216279	<p>Status*: File(s) Converted--PDF available</p> <p>PDF Checks: 0 of 3</p> <p>Source File Conversions: 1 of 10</p> <p>OPTIONS: Try Again Approve for Collection or Get Help for this Conversion</p> <p>Status* Manual Conversion = File Type Not Automated - conversion will be performed next business day Error = Please check your email for additional information Upload incomplete = Click on the "Try Again" link to complete the upload of your file</p>

3-1. Upload your source file for conversion to PDF



Check the property of your file.
The file has passed with this phrase
"Certified by IEEE PDF eXpress at ...".

3-2. Upload your PDF file for check the compatibility

IEEE PDF eXpress Plus - Windows Internet Explorer

http://www.pdf-express.org/plus/uploadprep.asp

ファイル(F) 編集(E) 表示(V) お気に入り(A) ツール(T) ヘルプ(H)

お気に入り IEEE PDF eXpress Plus

IEEE The world's leading professional association for the advancement of technology

Shop | Join | myIEEE | Contact Us | Sitemap | IEEE Xplore

About Us | Membership | Publications | Conferences | Standards | Careers | Education | Volunteers | Societies | Geographic Activities

Conferences

Check or Convert

IEEE PDF eXpress PLUS

Logoff

Home - Title Status

Using IEEE PDF eXpress Plus

Preparing Source Files

The PDF Check Report

FAQs

IEEE PDF eXpress Plus Support

NEW Article Templates

NEW IEEE Style Manual

Edit Account Information

Paper Information

Enter Title Info:

Submit File for Checking or Converting

Return to Home - Title Status

IEEE Home | Sitemap | Search | Privacy & Security | Terms & Conditions

If you would like to contact the IEEE PDF eXpress Plus Webmaster, email IEEE PDF eXpress Plus Webmaster
© Copyright 2011, IEEE. Terms & Conditions. Privacy & Security
(Site Webmaster)
Home URL: http://www.pdf-express.org/plus
(Modified: 25-May-2010)

IEEE

スタート 受信トレイ - 7003202... リコーポイント 背景... IEEE PDF eXpress PL... HowtousePDFeXpres... JP A 般 16:33

Type the chosen title

Click here

3-2. Upload your PDF file for check the compatibility

The screenshot shows the IEEE PDF eXpress Plus website in a Windows Internet Explorer browser. The page title is "IEEE PDF eXpress Plus - Windows Internet Explorer". The address bar shows the URL: <http://www.pdf-express.org/plus/upload.asp?fpID=2162805&AllowSrc=True&AllowPS=True&AllowPDF=True&SubType=Source>. The page features the IEEE logo and navigation menus. The main content area is titled "Upload File" and contains a "File Information" section with a "File Name:" input field, a "参照..." button, and an "Upload File" button. A red box highlights the "Upload File" button with the text "Upload your PDF file". A red arrow points from this box to the "Upload File" button. A red text box contains the message: "If you do not see the browse button, your browser does not support file uploads. Consult Using IEEE PDF eXpress Plus for recommended web browsers". The footer includes the IEEE logo, copyright information, and contact details.

3-2. Upload your PDF file for check the compatibility

The screenshot shows a web browser window displaying the IEEE PDF eXpress Plus website. The page title is "File Upload Results". The IEEE logo and tagline "The world's leading professional association for the advancement of technology" are at the top. A navigation menu includes "About Us", "Membership", "Publications", "Conferences", "Standards", "Careers", "Education", "Volunteers", "Societies", and "Geographic Activities".

The main content area features the IEEE PDF eXpress Plus logo and a list of links on the left: Logoff, Home - Title Status, Using IEEE PDF eXpress Plus, Preparing Source Files, The PDF Check Report, FAQs, IEEE PDF eXpress Plus Support, NEW Article Templates, NEW IEEE Style Manual, and Edit Account Information.

The "File Upload Results" section contains two bullet points:

- If you submitted a file for conversion, this PDF will be available through your account. In addition, you will receive an email confirming receipt of your source file or archive.
- If you submitted a PDF it is being Checked against the latest IEEE *Xplore* requirements for PDF. The results will be available through your account shortly. You will also receive an email confirming receipt of your PDF.

A "File Details" box shows the following information:

File Details
Filename: Test.pdf
Size in bytes: 200934
Content Type: application/pdf

Below the details, a note states: "If you do not receive a PDF within 24 hours, contact [Technical Support](#)." A "Continue" button is located at the bottom of the main content area.

The footer includes "IEEE Home | Sitemap | Search | Privacy & Security | Terms & Conditions" and contact information for the IEEE PDF eXpress Plus Webmaster. The IEEE logo is also present in the footer.

The Windows taskbar at the bottom shows the Start button, several open applications, and the system tray with the date and time (16:36).

You will get a reply within a few minutes.

3-2. Upload your PDF file for check the compatibility

You will get two e-mails: the first one (sample)

Subject: IEEE PDF eXpress Plus Author Services: File Received (Paper ID 2160247)
From: IEEE PDF eXpress Plus Author Services <support@incontrolproductions.net>
Date: Thu, 15 Dec 2011 05:01:13 GMT
To:
Dear

PDF eXpress Plus has received your file:

Filename: PID2160243.pdf
Title: AMFPD12TEST

Paper ID: 2160247
Received: 14 December 2011 21:01 -0800 GMT

If you submitted a PDF: PDF eXpress Plus will compare your PDF to the latest IEEE Xplore requirements. You will receive another email when your PDF has been checked.

If you submitted source file(s): PDF eXpress Plus will convert your source file(s) to PDF in accordance with the latest IEEE Xplore requirements. Check your PDF eXpress Plus account and click "Refresh File Status" to see the result.

Thank you for using PDF eXpress Plus!

For guidance in creating Xplore-compliant PDFs, visit [our online FAQ](#) .

3-2. Upload your PDF file for check the compatibility

You will get two e-mails: the second one (sample) - **Compliance Letter**

Subject: IEEE PDF eXpress Plus: File has passed PDF Check (Paper ID 2160247)
From: IEEE PDF eXpress Plus Author Services <support@incontrolproductions.net>
Date: Thu, 15 Dec 2011 05:02:22 GMT
To:

Dear

Congratulations! The following PDF has passed the PDF Check:

Filename: PID2160243.pdf
Title: AMFPD12TEST
Paper ID: 2160247
Creation Date: 14 December 2011 21:01 -0800 GMT

The approved file is labeled within its document properties as being "Certified by IEEE PDF eXpress", with an exact date and time stamp.

ANY changes made to your PDF at this point will impact Xplore compatibility.

To submit your final paper to the conference, log into your PDF eXpress Plus account. If you are satisfied with the file, click on the "Approve for Collection" link. Follow the instructions on screen to complete submission. The deadline is 30 May 2012.

Thank you for using PDF eXpress Plus!

For guidance in creating Xplore-compliant PDFs, visit [our online FAQ](#) .

3-2. Upload your PDF file for check the compatibility

The screenshot shows the IEEE PDF eXpress Plus website interface. The page title is "Home - Title Status". The main content area displays a table of checked PDF files. A red box highlights the "test" entry in the "Paper ID" column, and a red arrow points from a text box to it.

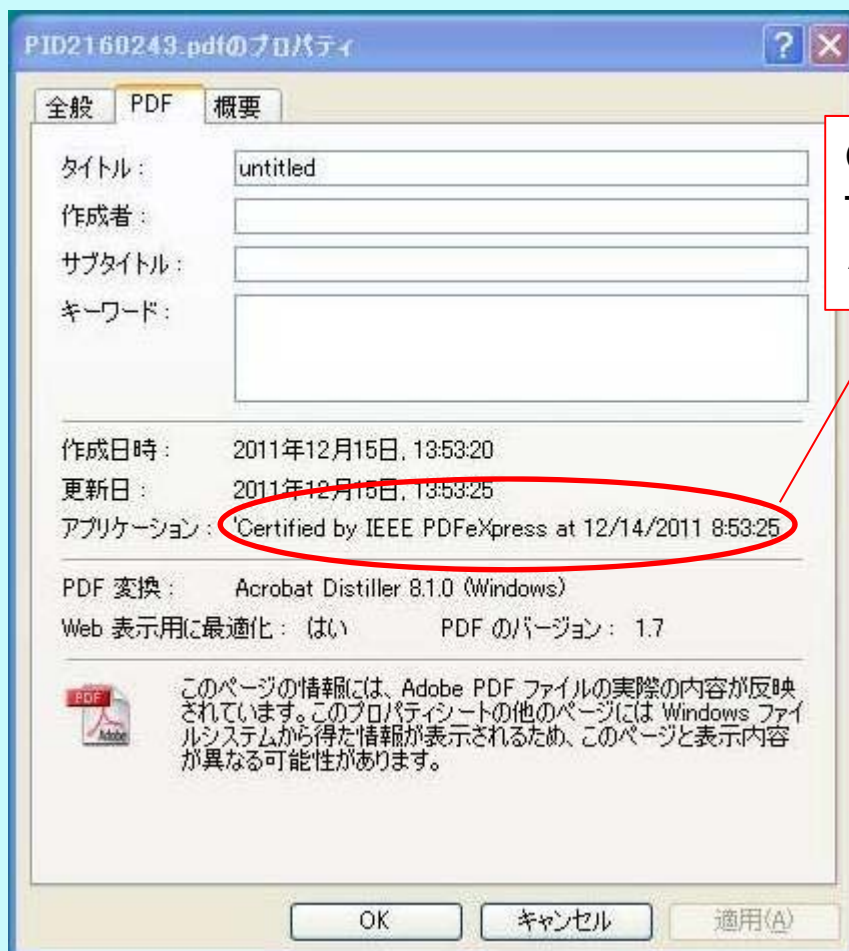
Your checked PDF file exists here.

Paper ID	Paper Title
PDFeXpID21813	test

PDFeXpID21813: test
Status*: PDF Passed PDF Check; PDF is IEEE Xplore-compatible
PDF Checks: 1 of 3
Source File Conversions: 0 of 10
OPTIONS: [Try Again](#) [Approve for Collection](#)

Status*
Manual Conversion = File Type Not Automated - conversion will be performed next business day
Error = Please check your email for additional information
Upload incomplete = Click on the "Try Again" link to complete the upload of your file

3-2. Upload your PDF file for check the compatibility



Check the property of your file.
The file has passed with this phrase
"Certified by IEEE PDF eXpress at ...".

4. Conclusions

- (1) Convert your source file to PDF file,
or check your PDF file to be compatible
on IEEE PDF eXpress PLUS.
- (2) You may get **the certified PDF file**.
- (3) Submit **the certified PDF file** to AM-FPD'18 Website.
- (4) When you have a question, please contact **IEEE Publications Support Center** through the following URL.

<http://ieee.custhelp.com/app/answers/list/p/12>

Attention:

If you would like to update your paper after submitted to AM-FPD'18 website, please **check again the compatibility** with IEEE PDF eXpress PLUS!